

TSQ-7M,5M,3M,2M,1M



FEATURES

- Package Size: 1M=2.0*1.6mm, 2M=2.5*2.0mm, 3M=3.2*2.5mm, 5M=5.0*3.2mm, 7M=7.0*5.0mm
- Low Power Consumption
- Tight Tolerance and Stability
- Tri-state Available
- Reflow Soldering/Emboss Taping

ELECTRICAL SPECIFICATIONS

Supply Voltage	1.8V	2.5V	3.3V
Frequency Range	1MHz~125MHz	1MHz~200MHz	1MHz~200MHz
Supply Voltage Variation (VDD)10%	1.62V~1.98V	2.25V~2.75V	2.97V~3.63V
Standby Current	400uA		
Frequency Tolerance	±30ppm, ±50ppm or specify		
Output Load	15pF		
Operating Temperature Range	-40~+85°C, or specify		
Storage Temperature Range	-55~+150°C		
Voltage VOH(Min.)/VOL(Max.)	VOH=90%VDD/VOL=10%VDD		
Duty Cycle	45~55%		
Rise Time/Fall Time	5ns Max		
Start-up Time	7ms Max		
RMS Jitter [12kHz~20 MHz]	1.5ps Max	1.1ps Max	1ps Max
Supply Current	See Below		
Frequency Aging (at 25°C)	±3 ppm /year Max		

CURRENT CONSUMPTION

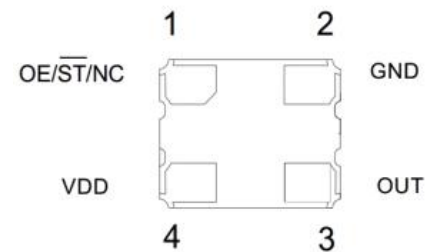
Supply Voltage (V)	Power Dissipation				
	1.000~30.000MHz	31.000~75.000MHz	76.000~110.000MHZ	111.000~166.000MHZ	167.000~200.000MHz
1.8V	18mA Max	19mA Max	20mA Max	20mA Max	20mA Max
2.5V	21mA Max	22mA Max	23mA Max	24mA Max	25mA Max
3.3V	24mA Max	24mA Max	25mA Max	26mA Max	27mA Max

TSQ-7M,5M,3M,2M,1M

PIN DIMENSION

Pin	Symbol	Functionality	
1	OE/ST/NC	Output Enable	H: specified frequency output L: output is low. Specified frequency output stop.
		Standby	H: specified frequency output L: output is low. Device goes to sleep mode. Supply current reduces to 400uA (Standby Current).
		No Connect	Pin1=VDD or Pin 1 is Open: Specified frequency output. Pin 1 has no function
2	GND	Power	Electrical ground
3	OUT	Output	Oscillator output
4	VDD	Power	Power supply voltage

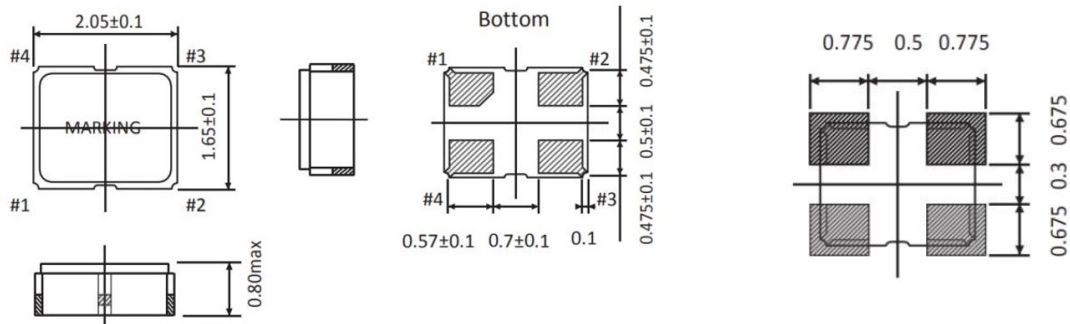
Pin Assignments



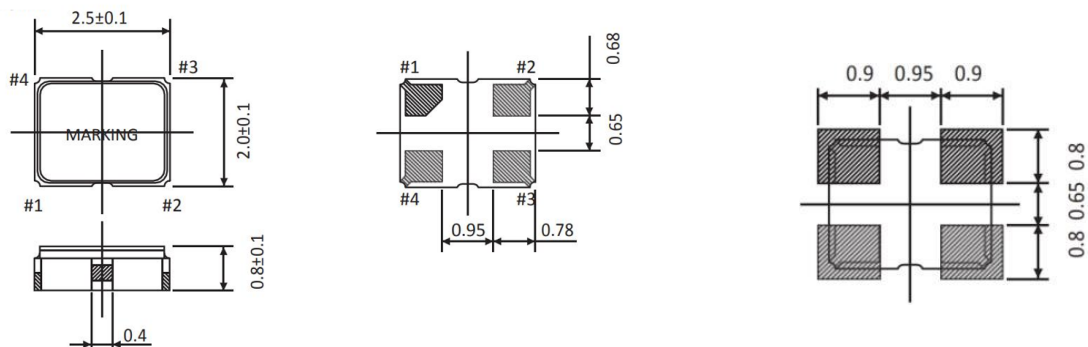
Dimensions And Recommended Land Pattern

Unit: mm

1M = 2.0*1.6mm



2M = 2.5*2.0mm

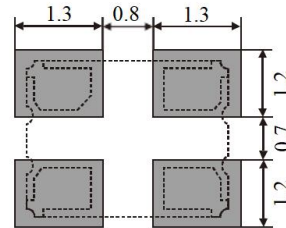
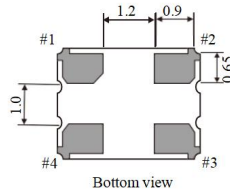
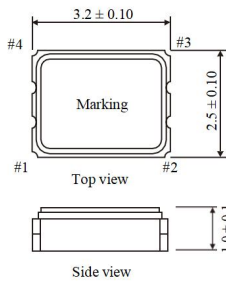


TSQ-7M,5M,3M,2M,1M

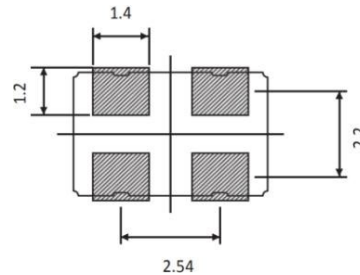
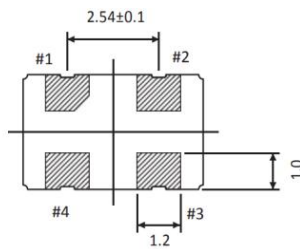
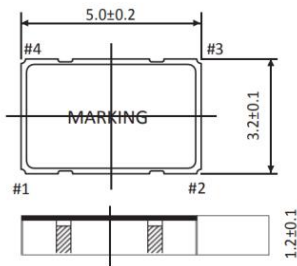
Dimensions And Recommended Land Pattern

Unit: mm

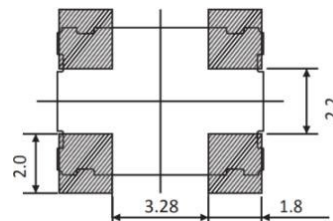
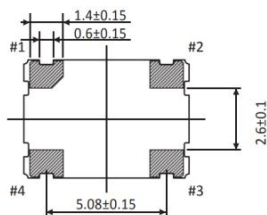
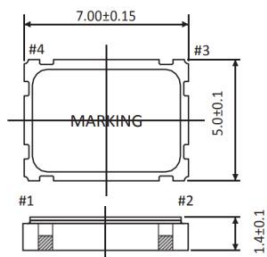
3M = 3.2*2.5mm



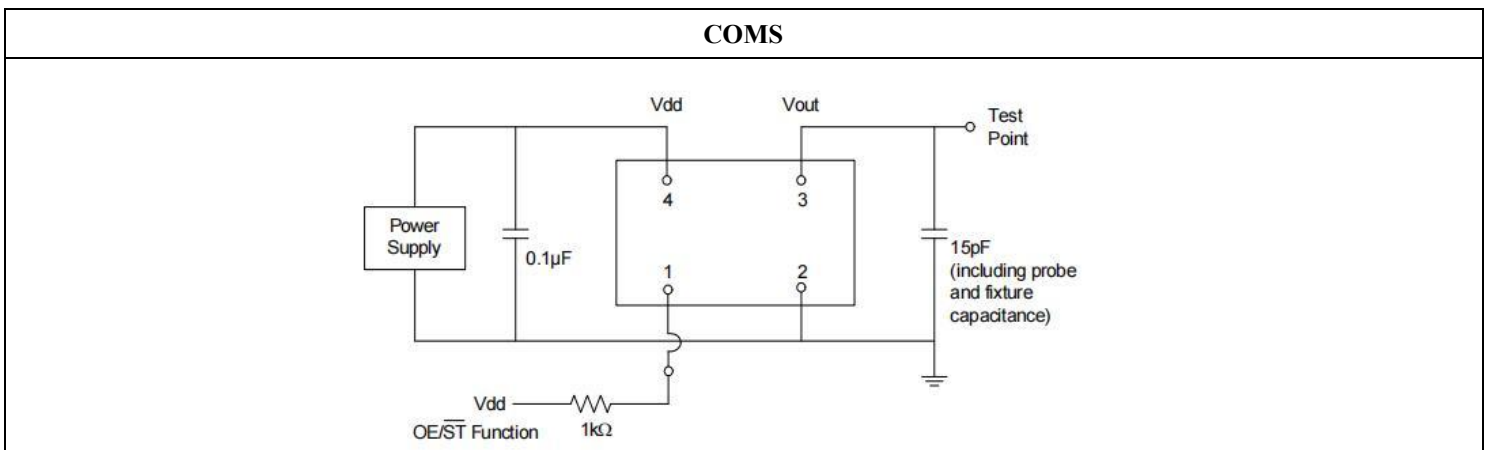
5M = 5.0*3.2mm



7M = 7.0*5.0mm



TEST CIRCUIT:



Note: Specifications are subject to change without notice.