

MOTOR CAPACITOR-CBB61

Suntan®

ELECTRICAL APPARATUE USE METALLIZED FILM WITH PRECISELY QUALITY CONTROL

FEATURES

TS11

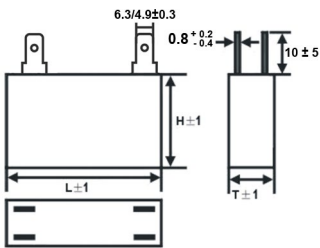
- High safety. High reliability
- High I.R. (insulation resistance) small size.
- Low D.F. (dissipation factor), lower temperature rise.
- Durability and characteristics of frequency, etc..



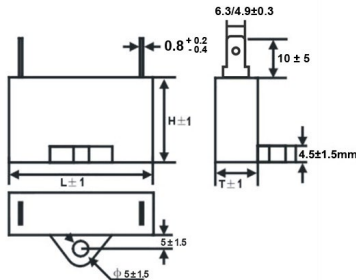
S P E C I F I C A T I O N S

OPERATING CONDITION	-40°C~+85°C
CAPACITANCE RANGE	1uF~20uF(TS11-B~D、TS11-5~7、TS11-9)
CAPACITANCE TOLERANCE	J(±5%)、K(±10%)
RATED VOLTAGE	250V 450V (AC)
WITHSTAND VOLTAGE	AC≥2U _R 2S(I _{max} ≤1.3 I _{nA})
DISSIPATION FACTORY	≤0.003 1KHz
INSULATION RESISTANCE	≥3000S

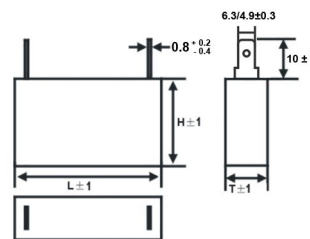
TS11-B



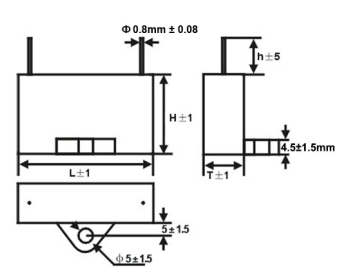
TS11-C



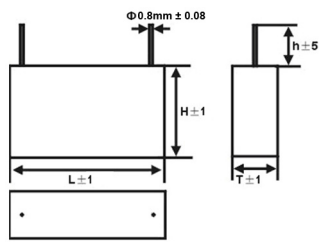
TS11-D



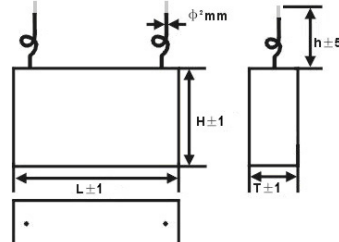
TS11-5



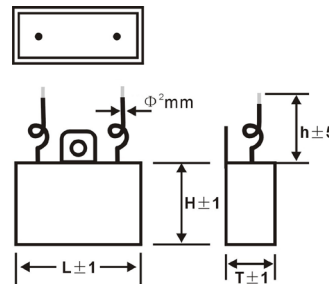
TS11-6



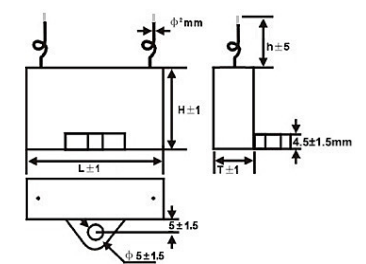
TS11-7



TS11-8



TS11-9



Remark: PVC wires are not guarantee centered on the bottom, the wire position not affect the capacitors performance.

Dimensions (mm)

CAP	TS11-C, TS11-5						TS11-B, TS11-D					
	250VAC			450VAC			250VAC			450VAC		
μF	L	T	H	L	T	H	L	T	H	L	T	H
0.5	26.5	12.5	21	26.5	12.5	21	26.5	12	20	25.5	12	20
1	26.5	12.5	21	32	14	24	26.5	12	20	32	14	25
2	32	14	24	37	17	28	32	14	25	37	17	28
2.5	32	14	24	37	17	28	32	14	25	37	17	28
3	32	14	24	38	20	30	32	14	25	38	20	30
5	37	17	28	47	20	34	37	17	28	47	20	34
6	37	17	28	47	23	34	37	17	28	47	23	34
8	47	17.5	33	47	28	34	47	18	32	47	28	34
10	47	17.5	33	47	32	40	47	18	32	47	30	40
12	47	23	34	47	32	43	47	23	34	--	--	--
15	47	25	34	--	--	--	47	25	34	--	--	--
20	47	28	37	--	--	--	47	28	37	--	--	--

Please visit our website to get more update data, those data & specification are subject to change without notice.

MOTOR CAPACITOR-CBB61

Suntan®

ELECTRICAL APPARATUE USE METALLIZED FILM WITH PRECISELY QUALITY CONTROL

TS11

Dimensions (mm)

CAP	TS11-6								TS11-7					
	250VAC				450VAC				250VAC			450VAC		
μF	L	T	H	P	L	T	H	P	L	T	H	L	T	H
0.5	32	10	20	27.5	32	10	20	27.5	32	10	20	32	10	20
1.0	32	10	20	27.5	36	10	20	31.5	32	10	20	36	10	20
1.2	36	10	20	31.5	36	11	22	31.5	36	10	20	36	11	22
1.5	36	10	20	31.5	36	12	22	31.5	36	10	20	36	12	22
1.8	36	11	22	31.5	36	12	22	31.5	36	11	22	36	12	22
2.0	36	11	22	31.5	37	13	23	31.5	36	11	22	37	13	23
2.5	37	12	21	31.5	38	15	25	31.5	37	12	21	38	15	25
3.0	37	13	23	31.5	38	17	28	31.5	37	13	23	38	17	28
3.5	38	15	25	31.5	38	18.5	29	31.5	38	15	25	38	18.5	29
4.0	38	17	28	31.5	38	18.5	29	31.5	38	17	28	38	18.5	29
4.5	38	17	28	31.5	38	21	32	31.5	38	17	28	38	21	32
5.0	38	18.5	29	31.5	38	21	32	31.5	38	18.5	29	38	21	32
6.0	38	19.5	31	31.5	38	21	32	31.5	38	19.5	31	38	21	32
7.0	38	21	32	31.5	47	23	35	41.5	38	21	32	47	23	35
8.0	38	21	32	31.5	47	23	35	41.5	38	21	32	47	23	35
10.0	47	23	35	41.5	47	23	35	41.5	47	23	35	47	23	35
12.0	47	23	35	41.5	48	33	45	41.5	47	23	35	48	33	45
15.0	47	23	35	41.5	48	33	45	41.5	47	23	35	48	33	45
16.0	47	23	35	41.5	57	32	44	51.5	47	23	35	57	32	44
18.0	47	23	35	41.5	57	32	44	51.5	47	23	35	57	32	44
20.0	48	33	45	41.5	57	32	44	51.5	48	33	45	57	32	44

CAP	TS11-9					
	250VAC			450VAC		
μF	L	T	H	L	T	H
0.5	32	10	20	32	10	20
1.0	32	10	20	36	10	20
1.2	36	10	20	36	11	22
1.5	36	10	20	36	12	22
1.8	36	11	22	36	12	22
2.0	36	11	22	37	13	23
2.5	37	12	21	38	15	25
3.0	37	13	23	38	17	28
3.5	38	15	25	38	18.5	29
4.0	38	17	28	38	18.5	29
4.5	38	17	28	38	21	32
5.0	38	18.5	29	38	24	33
6.0	38	19.5	31	38	24	33
7.0	38	21	32	47	23	35
8.0	38	24	33	47	26	38
10.0	47	23	35	47	26	38
12.0	47	23	35	48	33	45
15.0	47	26	38	48	33	45
16.0	47	26	38	57	32	44
18.0	47	26	38	57	32	44
20.0	48	33	45	57	32	44

Please visit our website to get more update data, those data & specification are subject to change without notice.